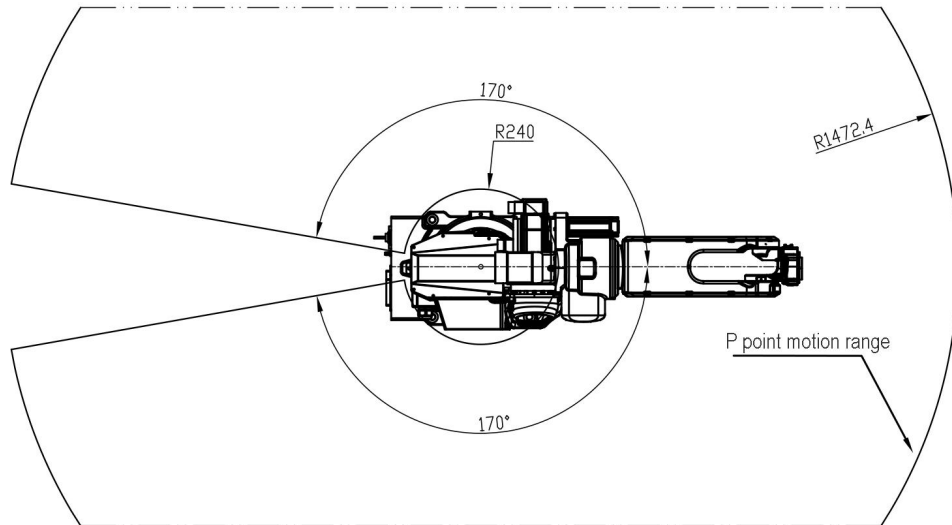
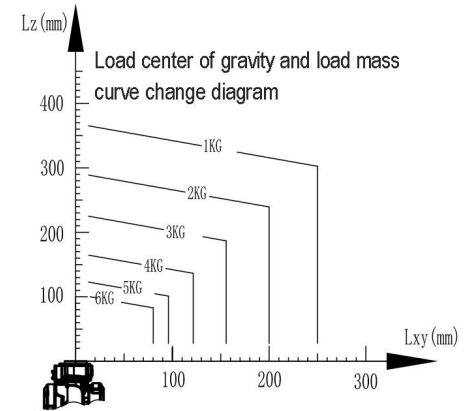
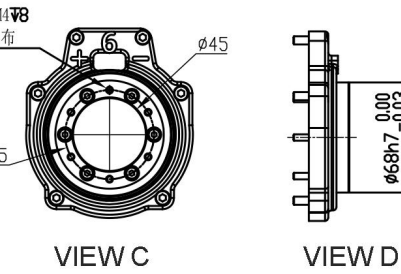
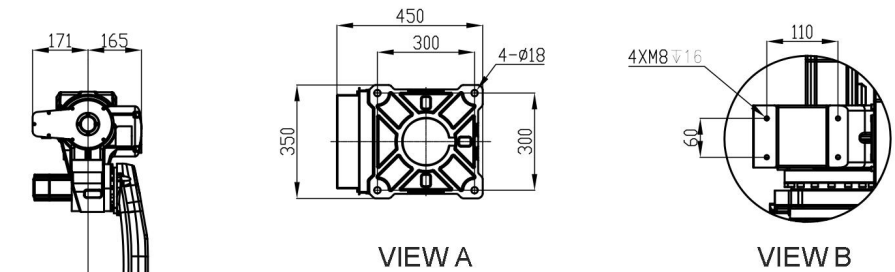
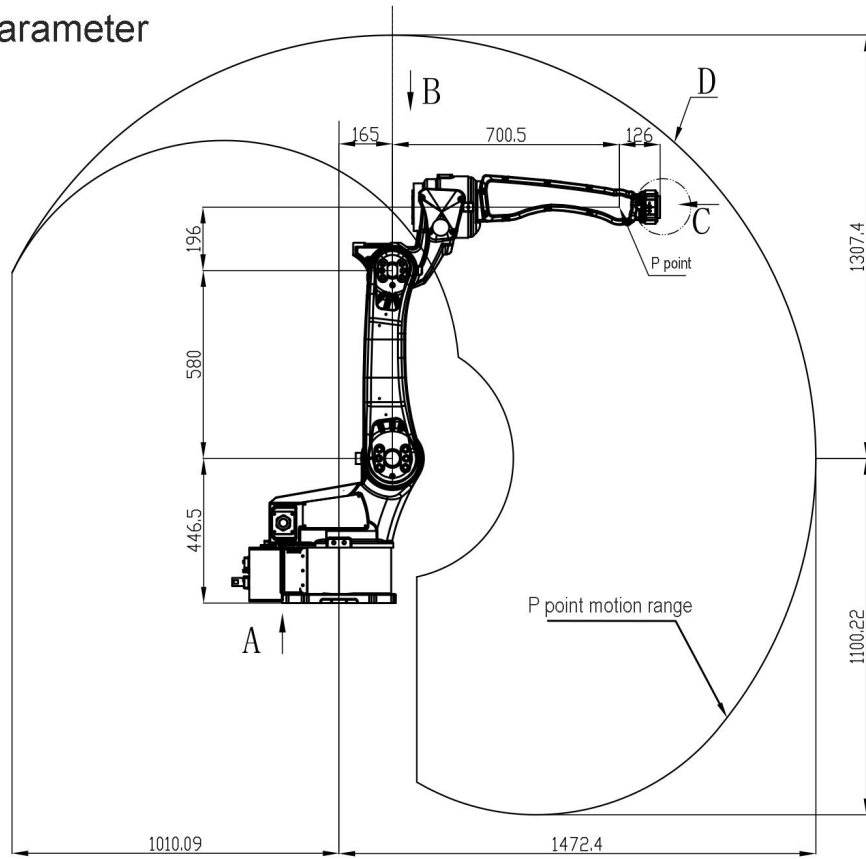


▷ BR-1510A parameter



Model	BR-1510A	Motion Range	J1	±170°	Motion Speed	J1	259.3°/s
Axis	6		J2	+64° ~ -130°		J2	160° /s
Reach(about)	1500mm		J3	±75°		J3	296.3° /s
Max Payload	6KG		J4	±150°		J4	294.1° /s
Repeatability	±0.08mm		J5	+130° ~ -105°		J5	294.1° /s
Power Capacity	2KVA		J6	±220°		J6	426.7° /s
Protection Class	IP65	Installation Method	Ground Hanging				
Robot Weight	172KG	Use Environment	0-45°C,20-80%RH(No condensation)				
Function	Welding	Input Voltage	Single-phase 220V ±10% 50/60Hz				